



ಬೃಹತ್ ಬೆಂಗಳೂರು ಮಹಾನಗರ ಪಾಲಿಕೆ
Bruhat Bengaluru Mahanagara Palike



BBMP COVID-19 WAR ROOM 31.08.2022



OVERVIEW OF COVID-19 IN BENGALURU



CASE TRENDS

ACTIVE CASES **4,190**

Confirmed Cases

281

18,64,530 #

Recovered Cases

524

18,43,357 #

Death Cases

0

16,983 #



HOSPITALIZATION

38

ICU – V

-

ICU

14

HDU

6

General

18

INCLUDES GOVT. QUOTA AND PRIVATE WALK-IN HOSPITALIZATION



VACCINATION

2,774 2,04,82,565 #

First Dose

100

96,70,317 #

Second Dose

310

94,54,750 #

Precaution Dose

2,364

12,39,431 #



TRIAGING

MTU

8

Tele Triage

345



ACTIVE CLUSTERS

9

Budding Clusters (<5 Cases)

9

Clusters (> 5 cases)

0



TESTING

13,643 3,15,05,918 #

RAT

2,722

RTPCR

10,921

Positivity : 3.93%

*FOR LAST 7 DAYS

: indicates cumulative numbers till date



ABSTRACT OF COVID-19 SCENARIO IN BENGALURU

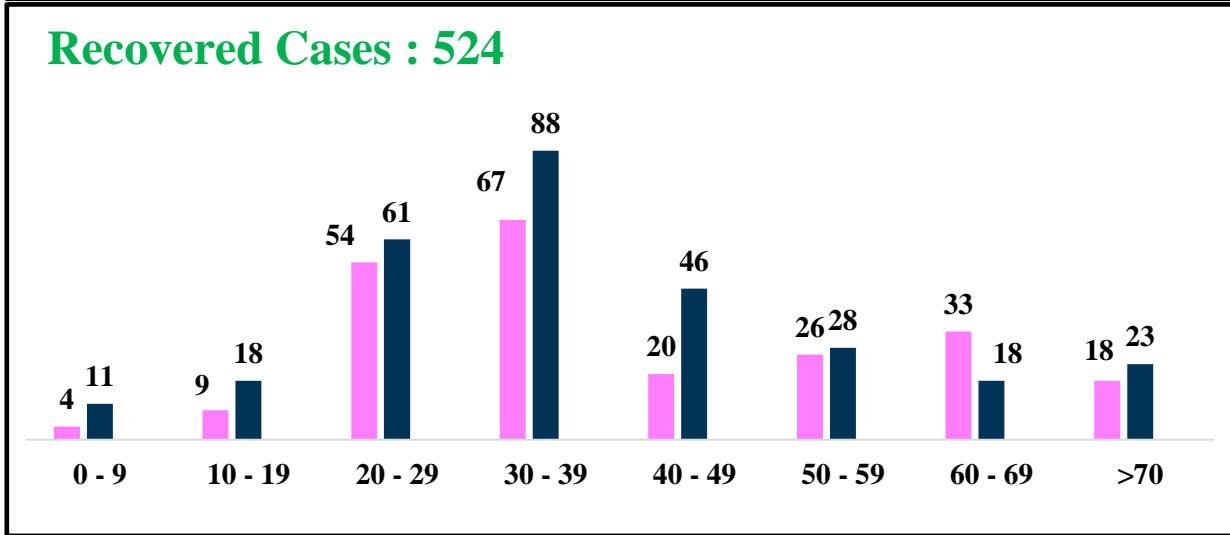
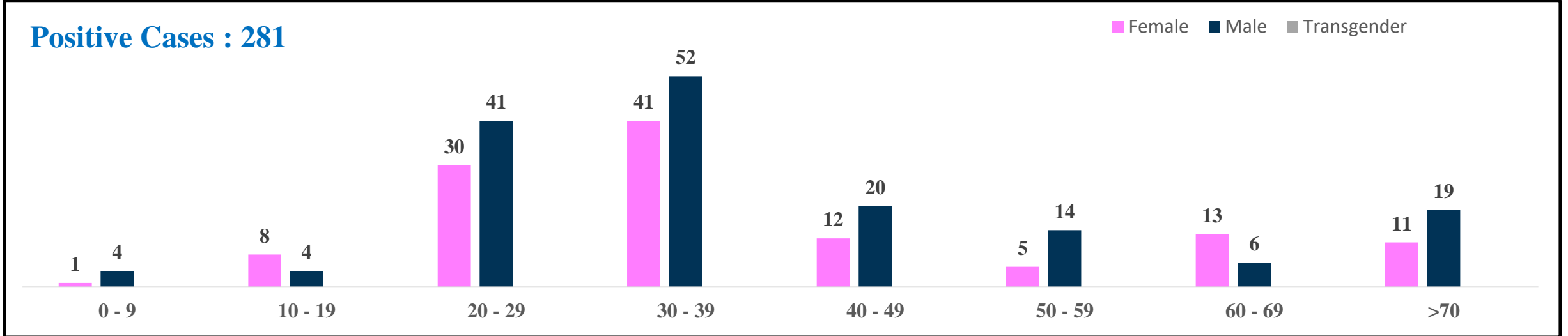


	MALE			FEMALE			TRANSGENDER			TOTAL		
	Last 24 Hours	Last 7 Days	Cumulative	Last 24 Hours	Last 7 Days	Cumulative	Last 24 Hours	Last 7 Days	Cumulative	Last 24 Hours	Last 7 Days	Cumulative
Positive Cases	160	2,032	10,99,173	121	1,816	7,64,465	0	0	196	281	3,848	18,64,530
Recovered Cases	293	3,546	10,85,895	231	3,035	7,57,369	0	0	186	524	6,581	18,43,357
Death Cases	0	1	10,755	0	1	6,224	0	0	4	0	2	16,983
Total Tests Done	In Last 24 hrs. : 13,643			In last 7 days : 97,929			Cumulative : 3,15,05,918					
Vaccine Doses Administered	In Last 24 hrs. : 2,774			In last 7 days : 43,619			Cumulative : 2,04,82,565					
ACTIVE CASES									4,190			

*Covid deaths occurred today : 00 | Covid deaths occurred beyond last 24hrs., reported today : 00



LAST 24 HOURS AGE GROUP AND GENDER WISE DISTRIBUTION

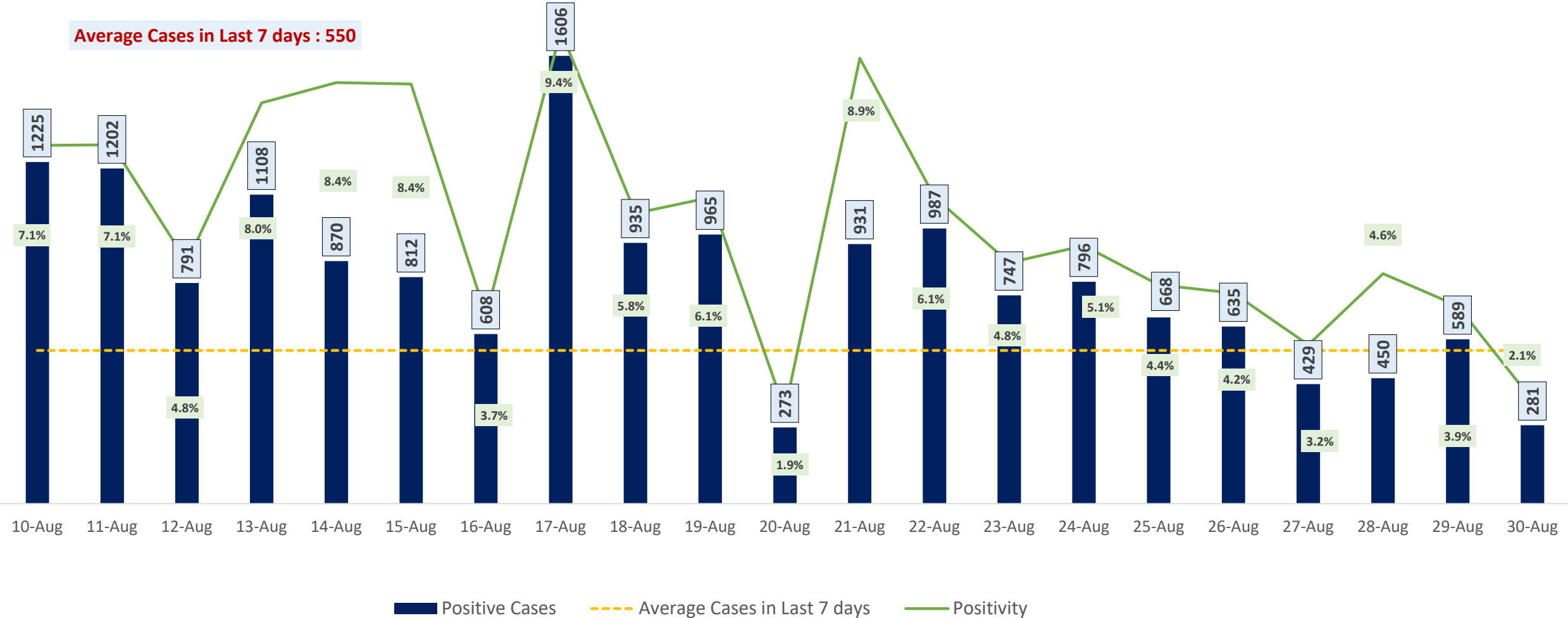




POSITIVITY RATE OF BENGALURU – LAST 21 DAYS



Average Cases in Last 7 days : 550

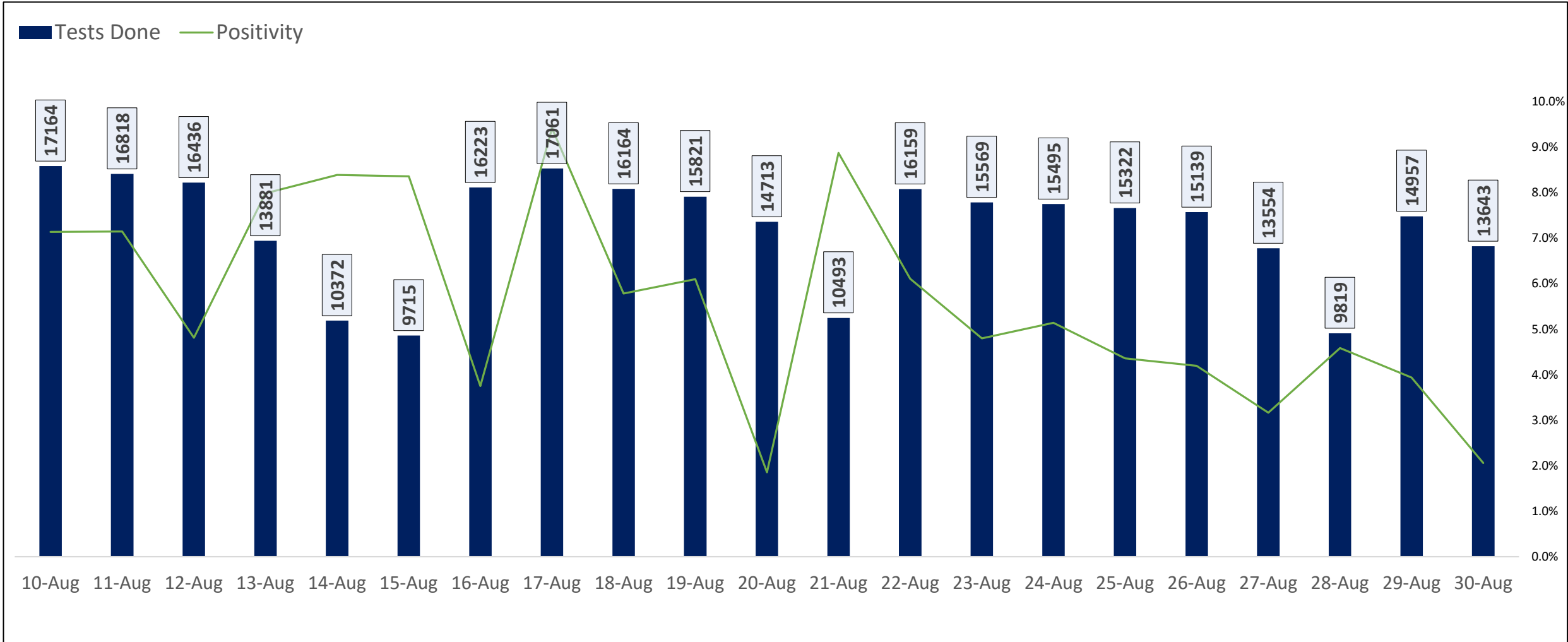




TESTING TRENDS IN BENGALURU

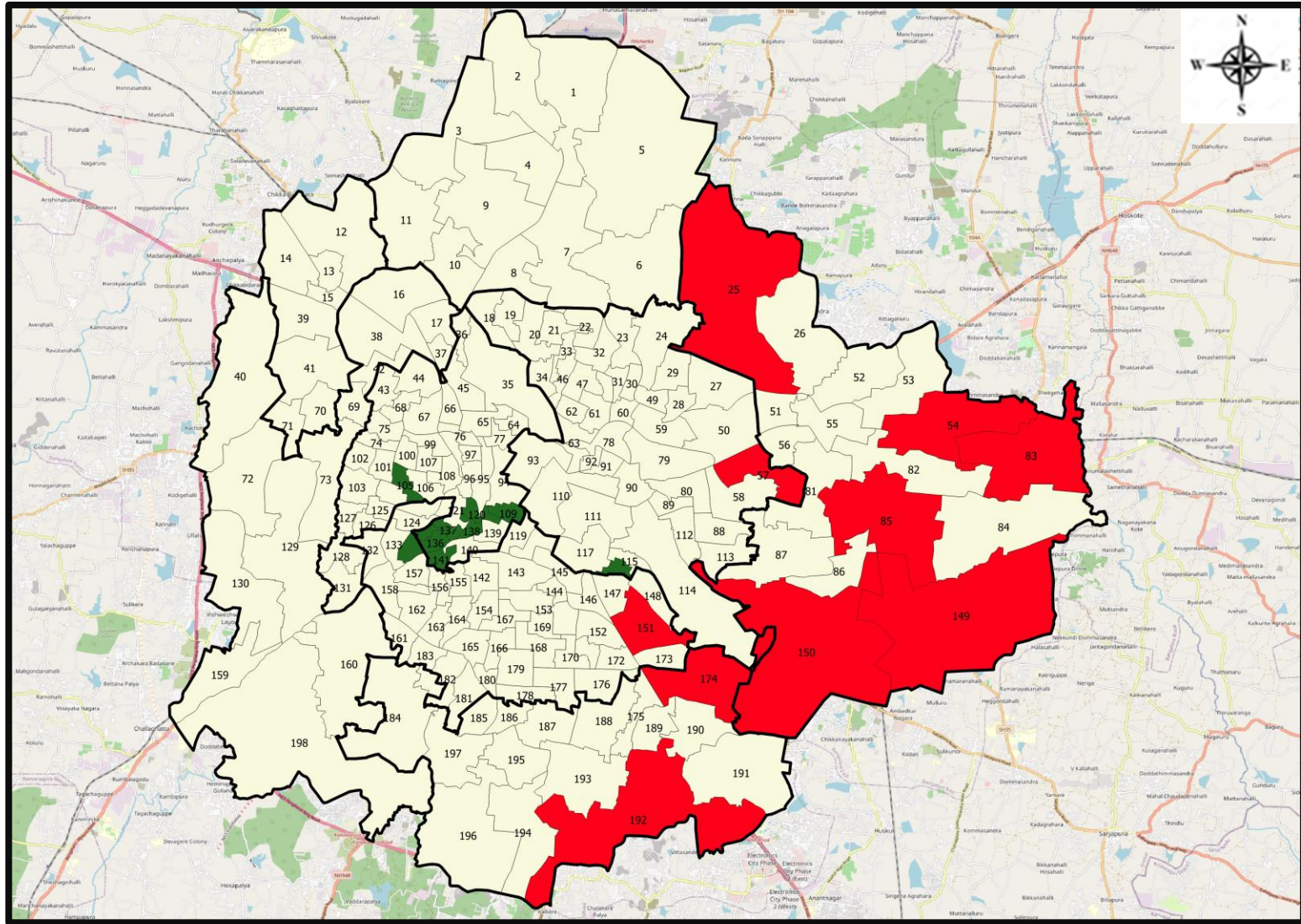


Total Test Conducted Till Date	Test Conducted Last 24 hours	Last 7 Days Average
3,15,05,918	13,643	13,990





BENGALURU URBAN MAP SHOWING TREND OF POSITIVE CASES IN LAST 7 DAYS



Top 10 wards reporting highest number of positive cases in last 7 days

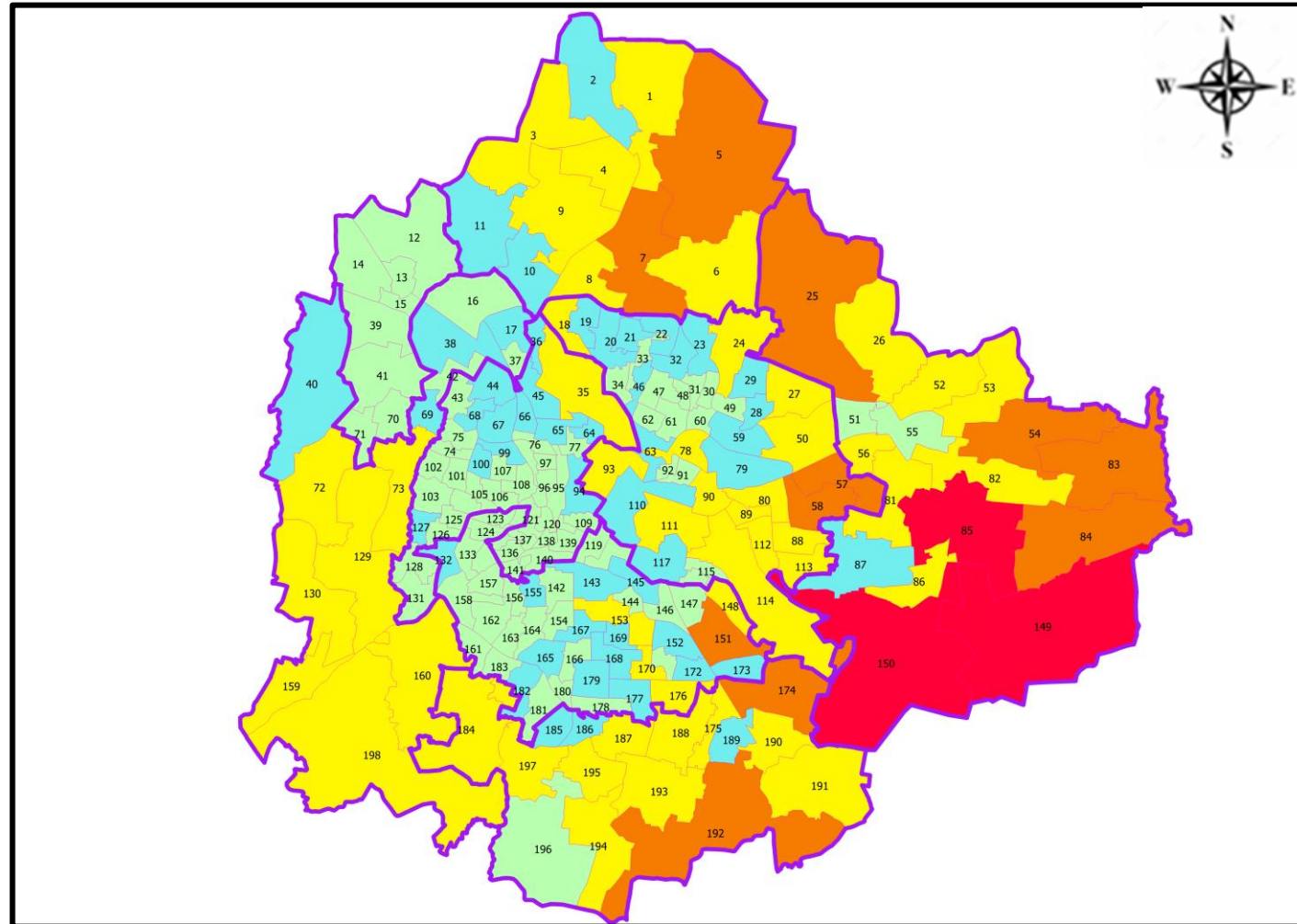
Ward No.	Ward Name	Daily Cases Average
150	Bellanduru	54
85	Dodda Nekkundi	23
149	Varthuru	19
25	Horamavu	18
83	Kadugodi	17
174	HSR Layout	16
151	Koramangala	14
57	CV Raman Nagar	14
192	Begur	13
54	Hudi	13







Top 10 wards reporting least number of positive cases in last 7 days

Ward No.	Ward Name	Daily Cases Average
141	Azad Nagar	0
138	Chalavadipalya	0
137	Rayapura	0
136	Jagajivanram Nagar	0
135	Padarayanapura	0
134	Bapuji Nagar	0
120	Cottonpete	0
116	Nilasandra	0
109	Chickpete	0
105	Agrahara Dasarahalli	0



BENGALURU MAP SHOWING INTENSITY OF POSITIVE CASES IN LAST 7 DAYS



-  **Level 1 : 0 to 10 Cases**
-  **Level 2 : 10 to 25 Cases**
-  **Level 3 : 25 to 75 Cases**
-  **Level 4 : 75 to 150 Cases**
-  **Level 5 : More than 150 Cases**
-  **Zone Boundaries**

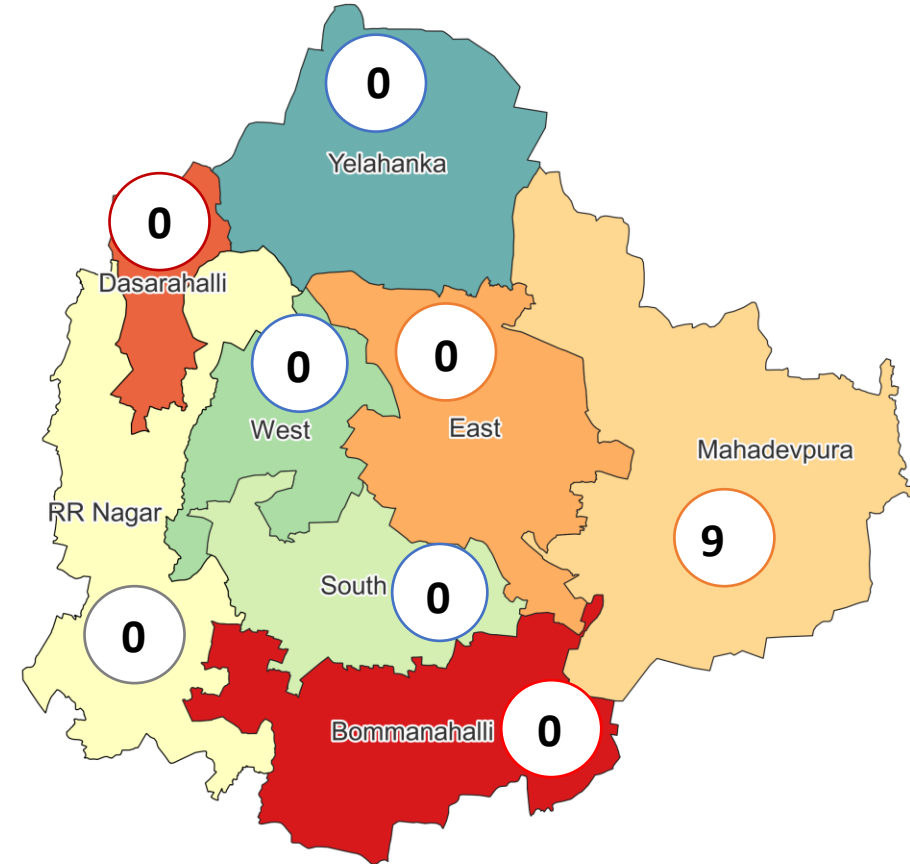


CLUSTER DETAILS



Zone Name	TOTAL CLUSTERS	Budding Clusters	Clusters	Outbreaks
		Less Than 5 Cases	5 To 14 Cases	More Than 14 Cases
BOMMANAHALLI	0 (-)	0 (-)	0 (-)	0 (-)
DASARAHALLI	0 (-)	0 (-)	0 (-)	0 (-)
EAST	0 (-)	0 (-)	0 (-)	0 (-)
MAHADEVPURA	9 (-)	9 (-)	0 (-)	0 (-)
RR NAGAR	0 (-)	0 (-)	0 (-)	0 (-)
SOUTH	0 (-)	0 (-)	0 (-)	0 (-)
WEST	0 (-)	0 (-)	0 (-)	0 (-)
YELAHANKHA	0 (-)	0 (-)	0 (-)	0 (-)
TOTAL	9 (-)	9 (-)	0 (-)	0 (-)

Total Active Clusters



Types of Clusters

Zone Name	Apartments/ Villa	Individual House	Hostels/Quarters	Others	Schools/Colleges
BOMMANAHALLI	0 (-)	0 (-)	0 (-)	0 (-)	0 (-)
DASARAHALLI	0 (-)	0 (-)	0 (-)	0 (-)	0 (-)
EAST	0 (-)	0 (-)	0 (-)	0 (-)	0 (-)
MAHADEVPURA	9 (-)	0 (-)	0 (-)	0 (-)	0 (-)
RR NAGAR	0 (-)	0 (-)	0 (-)	0 (-)	0 (-)
SOUTH	0 (-)	0 (-)	0 (-)	0 (-)	0 (-)
WEST	0 (-)	0 (-)	0 (-)	0 (-)	0 (-)
YELAHANKHA	0 (-)	0 (-)	0 (-)	0 (-)	0 (-)
TOTAL	9 (-)	0 (-)	0 (-)	0 (-)	0 (-)

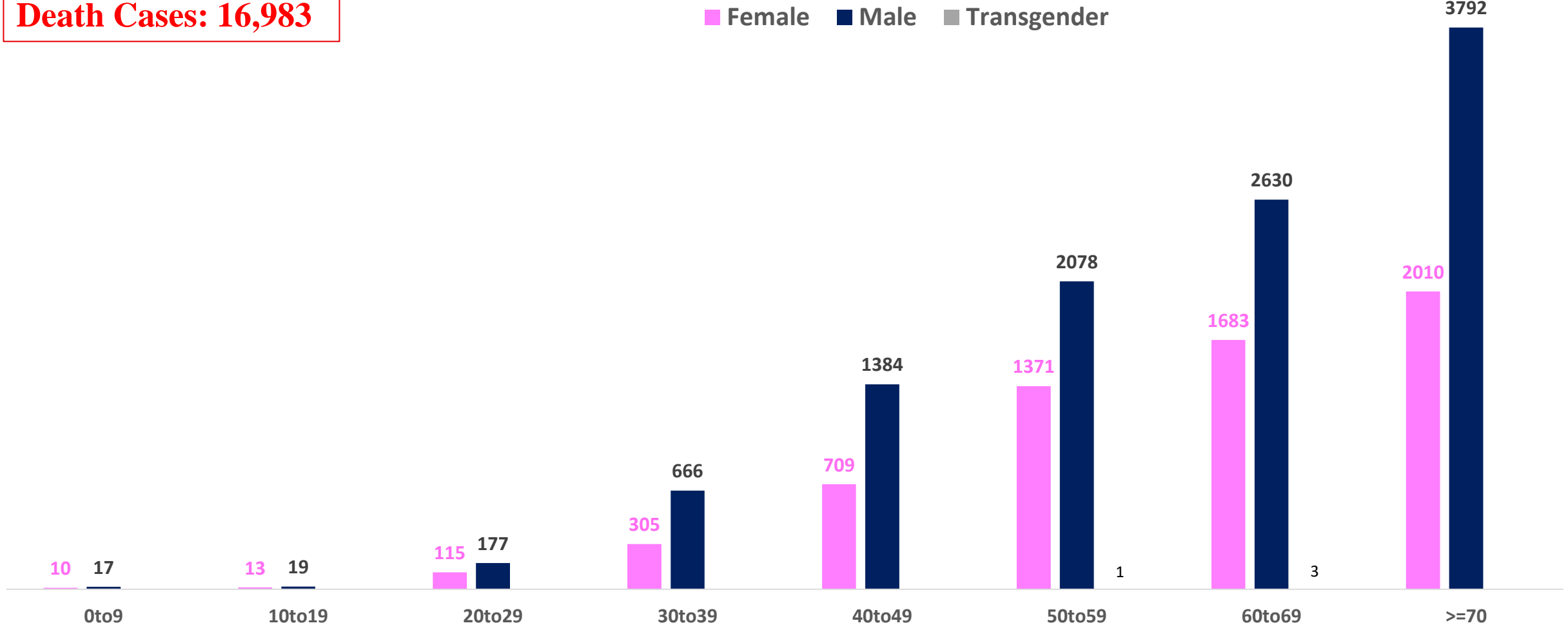
▲▼ : Shows increase and decrease in numbers as compared to previous day



AGE AND GENDER WISE DISTRIBUTION OF DEATH CASES



Death Cases: 16,983





VACCINATION COVERAGE AS ON 30.08.2022

Total Doses Administered

2,04,82,565

▲ 2,774

Total 12-14 years Population : 2.82 Lakhs

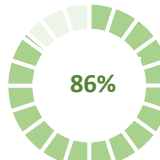
1ST DOSE



2,93,202
Doses administered

▲ 8

2ND DOSE

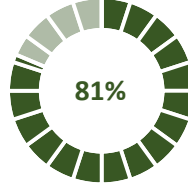


2,42,639
Doses administered

▲ 19

Total 15-18 years Population : 4.42 Lakhs

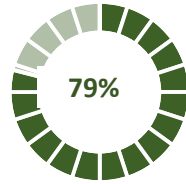
1ST DOSE



3,59,567
Doses administered

▲ 6

2ND DOSE

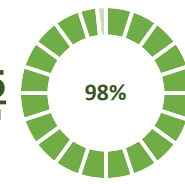


3,49,095
Doses administered

▲ 130

Total adult Population : 91.7 Lakhs

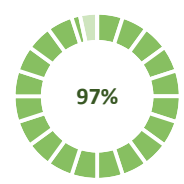
1ST DOSE



90,17,548
Doses administered

▲ 86

2ND DOSE



88,63,016
Doses administered

▲ 169

Priority Group*

Health Care Workers

Dose 1

2,10,388
Doses administered

▲ 0

Dose 2

2,07,111
Doses administered

▲ 1

Frontline Workers

Dose 1

3,81,991
Doses administered

▲ 0

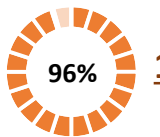
Dose 2

3,73,378
Doses administered

▲ 2

45 – 59 Years Coverage

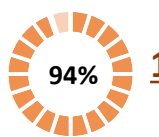
Dose 1



16,95,701
Doses administered

▲ 10

Dose 2

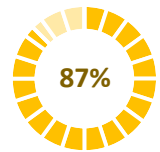


16,73,637
Doses administered

▲ 16

18 - 44 Years Coverage

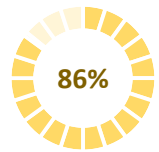
Dose 1



57,48,834
Doses administered

▲ 73

Dose 2



56,43,942
Doses administered

▲ 134

60 + Years Coverage

Dose 1



9,80,634
Doses administered

▲ 3

Dose 2



9,64,948
Doses administered

▲ 16

PRECAUTION DOSE



12,39,431 ▲ 2,364

Doses administered

PRECAUTION DOSES ADMINISTERED

Health Care Workers

95,221 ▲ 52
Booster Doses administered

Front Line Workers

1,36,838 ▲ 90
Booster Doses administered

60 + Years Coverage

3,85,603 ▲ 75
Booster Doses administered

18 + Years Coverage

6,21,769 ▲ 2,147
Booster Doses administered

▲ indicates the increase in last 24 hours



COVID-19 SCENARIO IN BENGALURU AND OTHER METROPOLITAN CITIES



CITY NAME	Positive Cases	Active Cases	Recovered	Deceased	Vaccine Doses Administered
New Delhi	19,99,240	2,226	19,70,547	26,467	3,65,69,784
Bengaluru*	18,64,530	4,190	18,43,357	16,983	2,35,86,684
Mumbai	11,43,263	4,412	11,19,157	19,694	2,20,34,235
Chennai	7,87,387	2,229	7,76,089	9,069	1,11,60,732

Source : <https://dashboard.cowin.gov.in/> at 5:50pm (31.08.2022)
Source : <https://www.covid19bharat.org/> at 5:50pm(31.08.2022)

*includes BBMP & Bengaluru Urban



SNAPSHOT OF COVID-19 CASES IN BENGALURU URBAN



**Total Wards With
< =10 Cases* :
87**

**Tests Conducted
on 30.08.2022:
13,643**

**Recovery
Rate*:
98.86%**

**Total
Active Cases :
4,190**

**Total Vaccinated
on 30.08.2022:
2,774**





**Positivity
Rate* :
3.93%**

**Active
Rate*:
0.22%**

**Case
Fatality Rate* :
0.05%**

*Total positive cases In the past 7 days

*CFR and positivity is for Past 7 days

Download BBMP Bulletin	https://apps.bbmpgov.in/covid19/mediabulletin.php
To register for vaccination :	https://selfregistration.cowin.gov.in/
BBMP COVID19 Dashboard:	https://apps.bbmpgov.in/covid19/
Follow us on:	 www.facebook.com/bbmp.comm1/
	 twitter.com/BBMPCOMM
	  BBMPSplHealth



Issued by:

Honorable Chief Commissioner, BBMP
Special Commissioner Health & IT, BBMP
MD, Bengaluru Smart City Limited

THANK YOU !

